



DTA

Damen Technical Agencies



Mobile Hydraulic Pumps T6CCM, T6CCP, T6CCMW

Denison Vane Technology, fixed displacement

Hydraulic Pumps

- Hydraulic Motors
- Hydraulic Valves
- Hydraulic Cylinders
- Hydraulic Filtration
- Hydraulic Accumulators



ENGINEERING YOUR SUCCESS.

We are doing our parts to keep you moving!

DTA your 1 Stop Shop for Hydraulics, Pneumatics and Power Transmissions.

DECLARATION OF CONFORMITY

DTA Hydraulics is a tradename of Damen Technical Agencies BV, supplying hydraulic parts to various industries since 1990. As a Certified Distributor Hydraulics by Parker Hannifin and Authorized Denison Vane Pump Assembler, we guarantee the use of original parts and components. As such we provide you with vane pumps of the same level of quality and warranty conditions as the factory does.

We highly recommend to **use genuine Denison Hydraulics spare parts only** in order to ensure smooth operation and longer service life. Spare parts that we have on stock include pump cartridge kits, shaft and bearing assemblies, seal kits and non-wearing parts of both the T6 and T7 series vane pumps.



**ALL VANE PUMPS SUPPLIED OR REPAIRED BY
DTA HYDRAULICS HAVE BEEN ASSEMBLED ACCORDING
TO THE LATEST FACTORY SPECIFICATIONS WITH
BRAND NEW AND GENUINE DENISON HYDRAULICS PARTS**

We are able to provide you a large variety of options of the original Parker Denison single, double, and triple vane pumps. We can build any customized vane pump from our stock of genuine parts. You can now easily configure that vane pump yourself with the Denison Hydraulics Vane Pump Configurator.

vanepump.eu/vanepumps

Use advanced search to filter results based on configurable options and select any of the 25,000 vane pumps that are listed in our online catalogue. Most of the models are available from stock and ready for shipment to any place in the world instantly. We can supply **Any part, Anytime, Anywhere!**



Ordering Code

Model No.

T6CC* W - B22 - B08 - 1 R 00 - D 1-00

Series M = Mobile 1 shaft seal

Series P = Mobile 2 shaft seals

Use for severe duty shaft only*

Cam ring for "P1" & "P2"

(Delivery at 0 bar & 1500 r.p.m.)

B03 = 16,2 l/min B17 = 87,4 l/min

B05 = 25,8 l/min B20 = 95,7 l/min

B06 = 31,9 l/min B22 = 105,4 l/min

B08 = 39,6 l/min B25 = 118,9 l/min

B10 = 51,1 l/min B28 = 133,2 l/min

B12 = 55,6 l/min B31 = 150,0 l/min

B14 = 69,0 l/min

Type of shaft Type of shaft

M version

1 = keyed (no SAE)

3 = splined (SAE BB)

5 = splined (SAE B)

P version

3 = splined (no SAE)

4 = splined (SAE BB)

6 = splined (no SAE)

MW severe duty

*2 = keyed (SAE BB)

*R = keyed special

*X = keyed special

*W = keyed special

*V = keyed special

*T = splined (SAE J718c)

Modification

Mounting W/connection variables

	P1 = 1" - S = 3"		P1 = 1" - S = 2.1/2"²)	
P2	1"	3/4"¹)	1"	3/4"¹)
Code	00	01	10	11

¹) for 46 ml/rev. max.

²) for 126 ml/rev. max.

The largest cartridge must be always mounted in the front.

Seal Class

1 = S1 (for mineral oil)

4 = S4 (for the resistant fluids)

5 = S5 (for mineral oil and fire resistant fluids)

Design letter

Porting combination (see page 34)

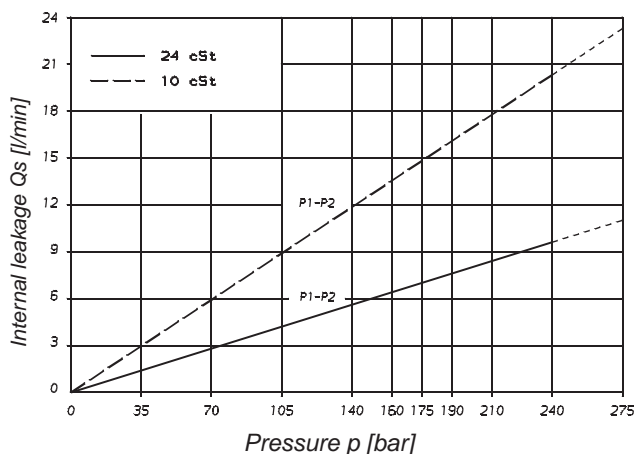
00 = standard

Direct. of rotation (view on shaft end)

R = clockwise

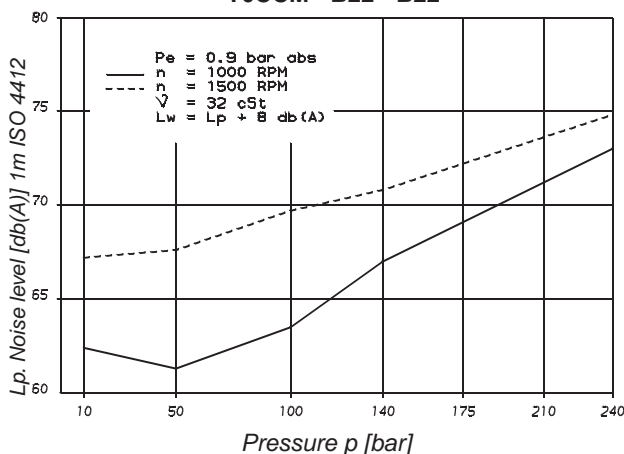
L = counter-clockwise

INTERNAL LEAKAGE (TYPICAL)



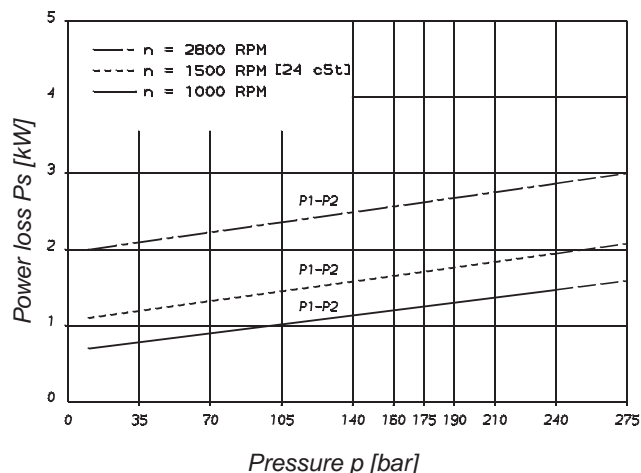
Do not operate the pump more than 5 seconds at any speed or viscosity if internal leakage is more than 50 % of theoretical flow. Total leakage is the sum of each section loss at its operating conditions.

**NOISE LEVEL (TYPICAL)
T6CCM - B22 - B22**



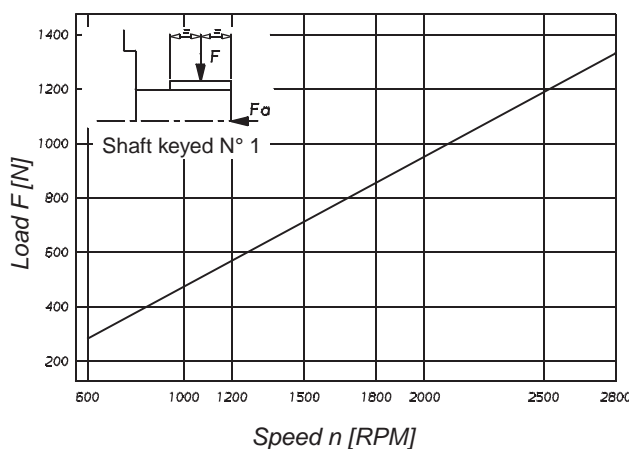
Double pump noise level is given with each section discharging at the pressure noted on the curve.

POWER LOSS HYDROMECHANICAL (TYPICAL)

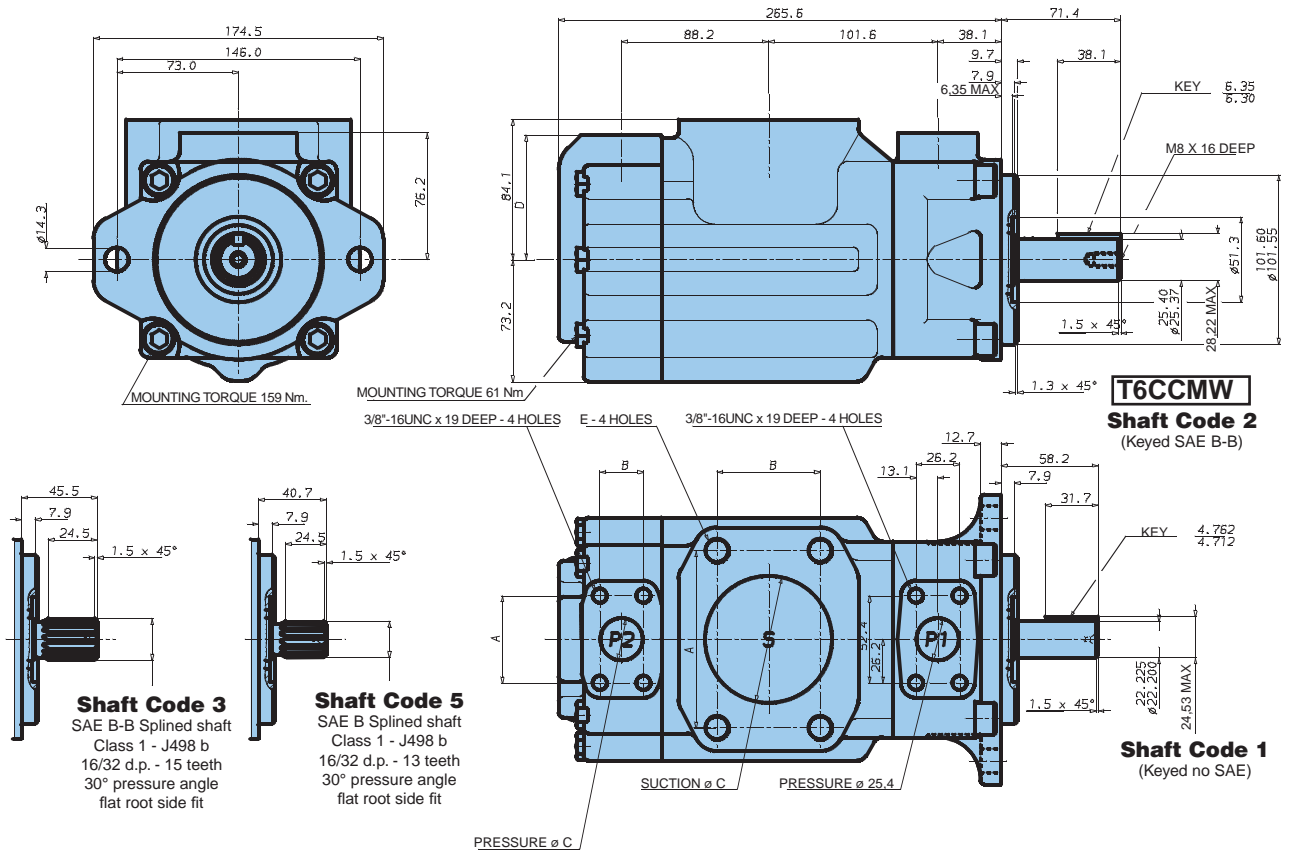


Total hydrodynamic power loss is the sum of each section at its operating conditions.

PERMISSIBLE RADIAL LOAD



Maximum permissible axial load Fa = 800 N



Additional special shafts: see page 33
 Additional T6CCMW shaft code T: see page 33
 Additional T6CCP version shaft see page 33

Port	Code	A	B	C	D	E
S	3"	106,4	61,9	76,2		5/8"-11 x 28.4 deep
S	2 1/2"	88,9	50,8	63,5		1/2"-13 x 23.9 deep
P1	1"	52,4	26,2	25,4	76,2	
P2	3/4"	47,7	22,2	19,0	76,2	
P2	1"	52,4	26,2	25,4	74,7	

Shaft torque limits [ml/rev x bar]		
Pump	Shaft	Vi x p max. P1 + P2
T6CCM	1	14300
T6CCMW	2	21420
T6CCM	3	32670
T6CCM	5	20600

OPERATING CHARACTERISTICS - TYPICAL [24 cSt]

Pressure port	Series	Volumetric Displacement Vi	Flow Q [l/min] & n = 1500 RPM			Input power P [kW] & n = 1500 RPM		
			p = 0 bar	p = 140 bar	p = 240 bar	p = 7 bar	p = 140 bar	p = 240 bar
P1 & P2	B03	10,8 ml/rev	16,2	10,7	-	1,3	5,3	-
	B05	17,2 ml/rev	25,8	20,3	15,8	1,4	7,5	12,2
	B06	21,3 ml/rev	31,9	26,5	22,0	1,5	8,9	14,7
	B08	26,4 ml/rev	39,6	34,1	29,6	1,6	10,7	17,7
	B10	34,1 ml/rev	51,1	45,7	41,2	1,7	13,4	22,3
	B12	37,1 ml/rev	55,6	50,2	45,7	1,7	14,4	24,1
	B14	46,0 ml/rev	69,0	63,5	59,0	1,9	17,6	29,5
	B17	58,3 ml/rev	87,4	82,0	77,5	2,1	21,9	36,9
	B20	63,8 ml/rev	95,7	90,2	85,7	2,2	23,8	40,2
	B22	70,3 ml/rev	105,4	100,0	95,5	2,3	26,1	44,1
	B25 ¹⁾	79,3 ml/rev	118,9	113,5	109,0	2,5	29,2	49,5
	B28 ¹⁾	88,8 ml/rev	133,2	127,7	124,5 ²⁾	2,8	32,7	48,5 ²⁾
	B31 ¹⁾	100,0 ml/rev	15,0	144,5	141,3 ²⁾	2,8	36,5	54,4 ²⁾

¹⁾ B25 - B28 - B31 = 2500 R.P.M. max. ²⁾ B28 - B31 = 210 bar max. int.
 - Not to use because internal leakage greater than 50% theoretical flow.

Port connection can be furnished with metric threads.





DTA

Damen Technical Agencies

ANY PART TIME WHERE

we are doing our parts to keep you moving!

Damen Technical Agencies B.V.

Prins Willemstraat 10 - 4791 JR Klundert - The Netherlands

+31 - 168 - 407 144

info@vanepump.eu - vanepump.eu - dta.eu



DTA

Damen Technical Agencies