



DTA

Damen Technical Agencies



Hydraulic Hybrid Pumps T6H29D

Denison Vane Technology, variable and fixed displacement

Hydraulic Pumps

- Hydraulic Motors
- Hydraulic Valves
- Hydraulic Cylinders
- Hydraulic Filtration
- Hydraulic Accumulators



ENGINEERING YOUR SUCCESS.

We are doing our parts to keep you moving!

DTA your 1 Stop Shop for Hydraulics, Pneumatics and Power Transmissions.

DECLARATION OF CONFORMITY

DTA Hydraulics is a tradename of Damen Technical Agencies BV, supplying hydraulic parts to various industries since 1990. As a Certified Distributor Hydraulics by Parker Hannifin and Authorized Denison Vane Pump Assembler, we guarantee the use of original parts and components. As such we provide you with vane pumps of the same level of quality and warranty conditions as the factory does.

We highly recommend to **use genuine Denison Hydraulics spare parts only** in order to ensure smooth operation and longer service life. Spare parts that we have on stock include pump cartridge kits, shaft and bearing assemblies, seal kits and non-wearing parts of both the T6 and T7 series vane pumps.



**ALL VANE PUMPS SUPPLIED OR REPAIRED BY
DTA HYDRAULICS HAVE BEEN ASSEMBLED ACCORDING
TO THE LATEST FACTORY SPECIFICATIONS WITH
BRAND NEW AND GENUINE DENISON HYDRAULICS PARTS**

We are able to provide you a large variety of options of the original Parker Denison single, double, and triple vane pumps. We can build any customized vane pump from our stock of genuine parts. You can now easily configure that vane pump yourself with the Denison Hydraulics Vane Pump Configurator.

vanepump.eu/vanepumps

Use advanced search to filter results based on configurable options and select any of the 25,000 vane pumps that are listed in our online catalogue. Most of the models are available from stock and ready for shipment to any place in the world instantly. We can supply **Any part, Anytime, Anywhere!**



Model No. T6H29D - 042 - 1 L 1 B - 2 F 0 M 0 - 00 -

**Series and capacity P1
(rotating group)**

61,9 ml/rev.

Cam ring P2

(Delivery at 0 bar & 1500 r.p.m.)

- 014 = 71,4 l/min
- 017 = 87,3 l/min
- 020 = 99,0 l/min
- 024 = 119,3 l/min
- 028 = 134,5 l/min
- 031 = 147,4 l/min
- 035 = 166,5 l/min
- 038 = 180,4 l/min
- 042 = 204,0 l/min
- 045 = 218,5 l/min
- 050 = 237,0 l/min

Type of shaft

- 1 = keyed (SAE C)
- 4 = splined (SAE C)

Direct. of rotation (view on shaft end)

- R = clockwise
- L = counter-clockwise

Seal class

- 1 = S1 BUNA N
- 5 = S5 VITON®

Design letter

Modification

Porting combination

Depend on the rotation - See page 26

Variables port

| | | |
|----|-------|------|
| | Dia | Code |
| P2 | 1"1/4 | 0 |

Variables flanges connections

4 bolts SAE flange (J518c)

- 0 = UNC thread
- M = metric thread)

Control accessories

- 0 = Maxi flow
- 9 = 90% maxi flow
- 8 = 80% maxi flow
- 7 = 70% maxi flow
- 6 = 60% maxi flow
- 5 = 50% maxi flow

Control

- C = Compensator
- F = RC pilot operated compensator
- L = RC pilot operated compensator "load sensing"

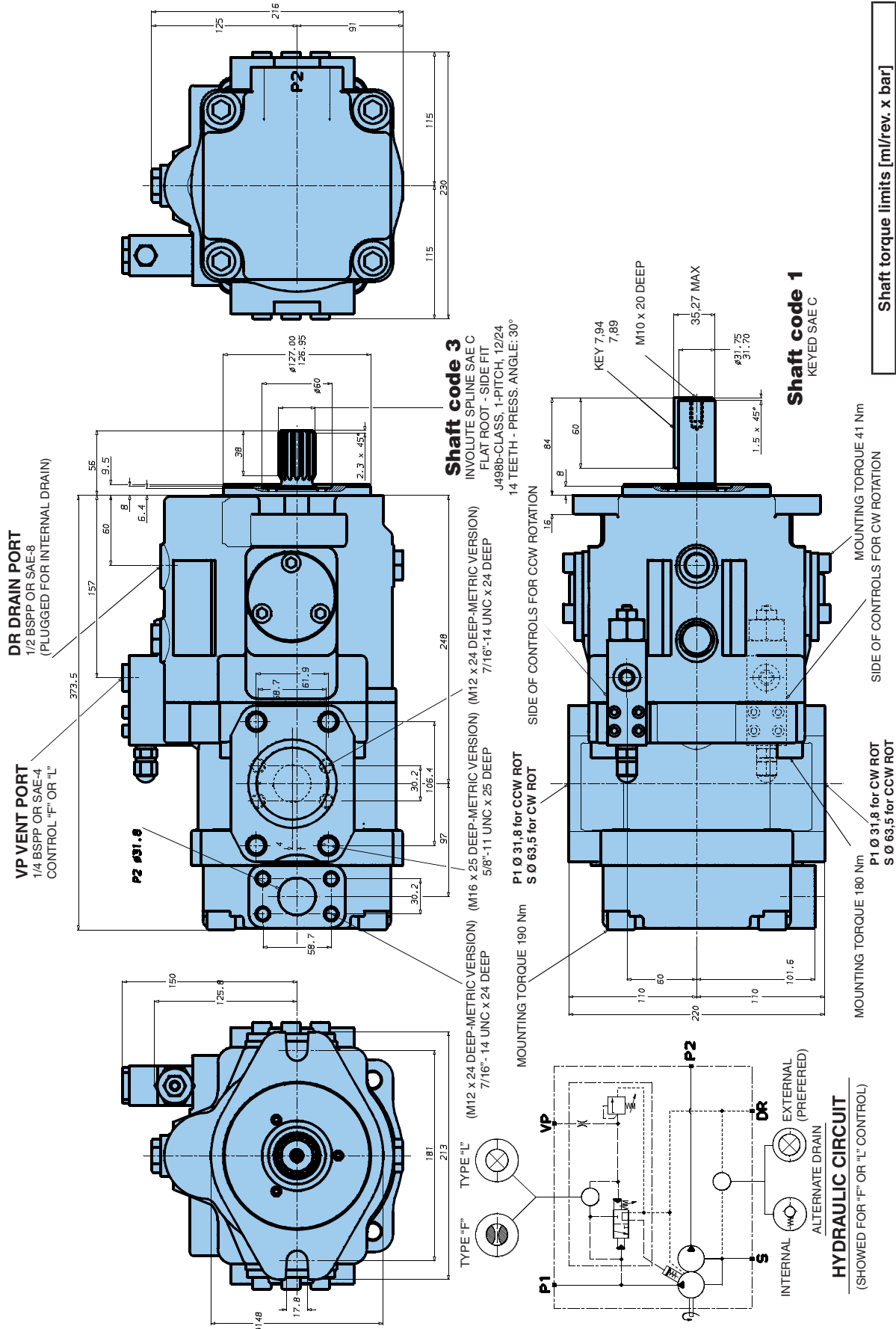
Connection (drain + vent.)

- 0 = ext. drain + UNF thread
- 2 = ext. drain + BSPP thread
- 3 = int. drain + UNF thread
- 4 = int. drain + BSPP thread

OPERATING CHARACTERISTICS - TYPICAL [24 cSt]

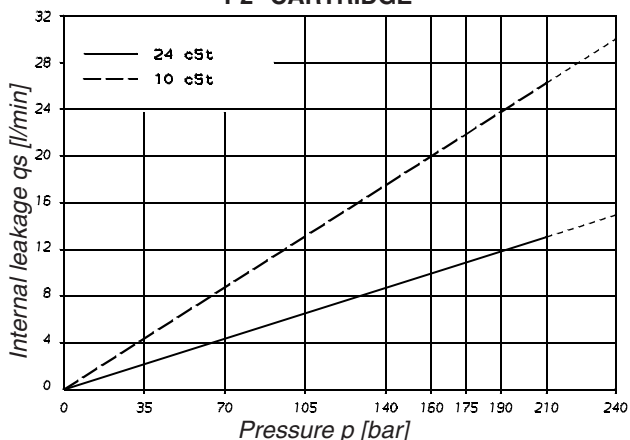
| Pressure port | Series | Volumetric Displacement Vi | Flow Q [l/min], n = 1500 RPM | | | Input power P [kW], n = 1500 RPM | | |
|-------------------|-------------------|----------------------------|------------------------------|---------------------|-------------|----------------------------------|--------------------|-------------|
| | | | p = 0 bar | p = 140 bar | p = 240 bar | p = 7 bar | p = 140 bar | p = 240 bar |
| P2 T6H29D | 014 | 47,6 ml/rev | 71,4 | 62,1 | 55,9 | 2,3 | 18,5 | 30,6 |
| | 017 | 58,2 ml/rev | 87,3 | 78,0 | 71,8 | 2,5 | 22,2 | 37,0 |
| | 020 | 66,0 ml/rev | 99,0 | 89,7 | 83,5 | 2,8 | 24,9 | 41,7 |
| | 024 | 79,5 ml/rev | 119,3 | 110,0 | 103,8 | 3,0 | 29,6 | 49,8 |
| | 028 | 89,7 ml/rev | 134,5 | 125,2 | 119,0 | 3,2 | 33,2 | 55,9 |
| | 031 | 98,3 ml/rev | 147,4 | 138,1 | 131,9 | 3,3 | 36,2 | 61,0 |
| | 035 | 111,0 ml/rev | 166,5 | 157,2 | 151,0 | 3,5 | 40,7 | 68,7 |
| | 038 | 120,3 ml/rev | 180,4 | 171,1 | 164,9 | 3,7 | 43,9 | 74,3 |
| | 042 ¹⁾ | 136,0 ml/rev | 204,0 | 194,7 | 188,5 | 4,0 | 49,4 | 83,7 |
| | 045 ¹⁾ | 145,7 ml/rev | 218,5 | 209,2 | 203,0 | 4,1 | 52,8 | 89,5 |
| 050 ¹⁾ | 158,0 ml/rev | 237,0 | 227,7 | 224,0 ²⁾ | 4,4 | 57,0 | 85,0 ²⁾ | |

¹⁾ 042 - 045 - 050 = max. 2200 RPM ²⁾ 050 = 210 bar max. int.



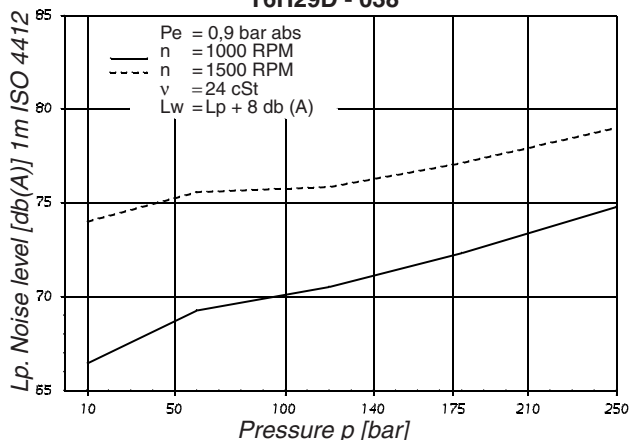
| | |
|--|-------------|
| Shaft torque limits [ml/rev. x bar] | |
| Shaft | Vi x p max. |
| 1 | 43240 |

**INTERNAL LEAKAGE (TYPICAL)
"P2" CARTRIDGE**



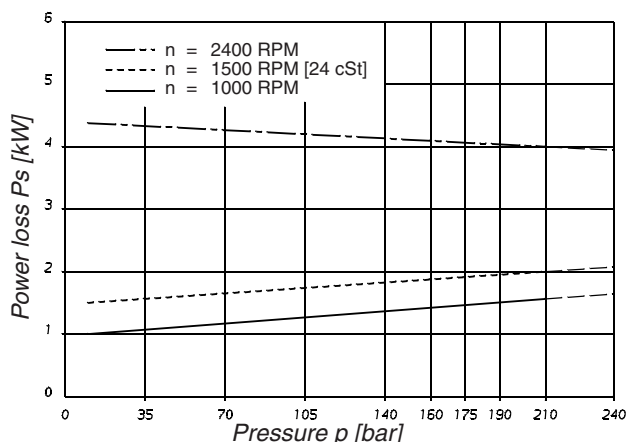
Do not operate pump more than 5 seconds at any speed or viscosity if internal leakage is higher than 50% of theoretical flow.

**NOISE LEVEL (TYPICAL)
T6H29D - 038**

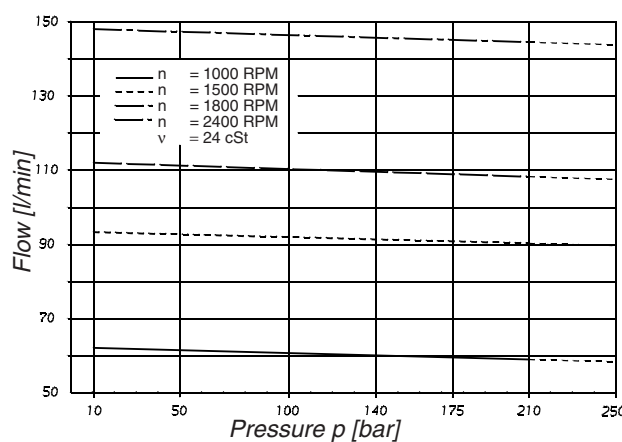


Noise level is given with each cartridge discharging at the pressure noted on the curve (P1 full flow).

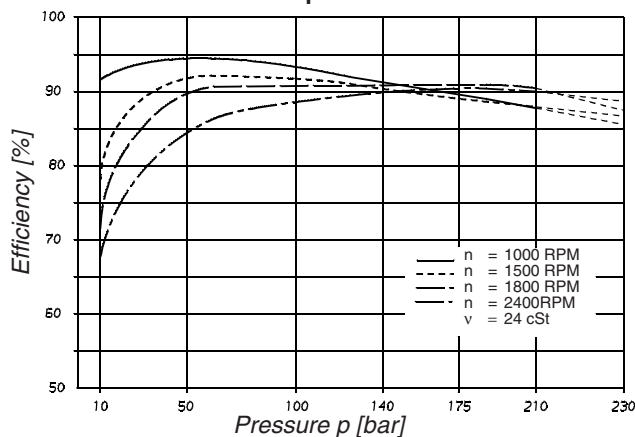
**HYDROMECHANICAL POWER LOSS (TYPICAL)
"P2" CARTRIDGE**



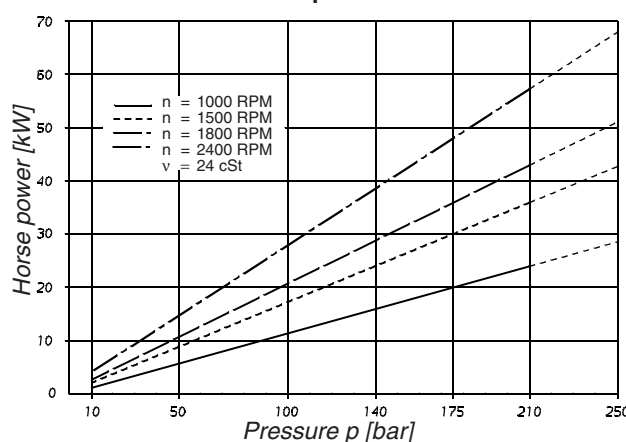
**OUTLET FLOW
"P1" CARTRIDGE**



**OVERALL EFFICIENCY - "P1" CARTRIDGE
Full displacement**



**INPUT HORSEPOWER - "P1" CARTRIDGE
Full displacement**





DTA

Damen Technical Agencies

ANY PART TIME WHERE

we are doing our parts to keep you moving!

Damen Technical Agencies B.V.

Prins Willemstraat 10 - 4791 JR Klundert - The Netherlands

+31 - 168 - 407 144

info@vanepump.eu - vanepump.eu - dta.eu



DTA

Damen Technical Agencies