



# DTA

Damen Technical Agencies



## Industrial Hydraulic Pumps T6CR, T6CRY

Denison Vane Technology, fixed displacement

### Hydraulic Pumps

- Hydraulic Motors
- Hydraulic Valves
- Hydraulic Cylinders
- Hydraulic Filtration
- Hydraulic Accumulators



ENGINEERING YOUR SUCCESS.

## We are doing our parts to keep you moving!

DTA your 1 Stop Shop for Hydraulics, Pneumatics and Power Transmissions.

# DECLARATION OF CONFORMITY

DTA Hydraulics is a tradename of Damen Technical Agencies BV, supplying hydraulic parts to various industries since 1990. As a Certified Distributor Hydraulics by Parker Hannifin and Authorized Denison Vane Pump Assembler, we guarantee the use of original parts and components. As such we provide you with vane pumps of the same level of quality and warranty conditions as the factory does.

We highly recommend to **use genuine Denison Hydraulics spare parts only** in order to ensure smooth operation and longer service life. Spare parts that we have on stock include pump cartridge kits, shaft and bearing assemblies, seal kits and non-wearing parts of both the T6 and T7 series vane pumps.



**ALL VANE PUMPS SUPPLIED OR REPAIRED BY  
DTA HYDRAULICS HAVE BEEN ASSEMBLED ACCORDING  
TO THE LATEST FACTORY SPECIFICATIONS WITH  
BRAND NEW AND GENUINE DENISON HYDRAULICS PARTS**

We are able to provide you a large variety of options of the original Parker Denison single, double, and triple vane pumps. We can build any customized vane pump from our stock of genuine parts. You can now easily configure that vane pump yourself with the Denison Hydraulics Vane Pump Configurator.

[vanepump.eu/vanepumps](http://vanepump.eu/vanepumps)

Use advanced search to filter results based on configurable options and select any of the 25,000 vane pumps that are listed in our online catalogue. Most of the models are available from stock and ready for shipment to any place in the world instantly. We can supply **Any part, Anytime, Anywhere!**



**Ordering Code**

Model No. T6CR (Y) - 022 - 1 L 00 - A 1 0 - A 1 ....

**Series**  
Y = Port flanges with metric threads

**Cam ring**  
(Delivery at 0 bar & 1500 r.p.m.)  
003 = 16,2 l/min      017 = 87,4 l/min  
005 = 25,8 l/min      020 = 95,7 l/min  
006 = 31,9 l/min      022 = 105,4 l/min  
008 = 39,6 l/min      025 = 118,9 l/min  
010 = 51,1 l/min      028 = 133,2 l/min  
012 = 55,6 l/min      031 = 150,0 l/min  
014 = 69,0 l/min

**Type of shaft**  
1 = keyed (SAE BB)      4 = splined (SAE BB)  
2 = keyed (non SAE)    5 = keyed (non SAE)  
3 = splined (SAE B)

**Direct. of rotation (view on shaft end)**  
R = clockwise  
L = counter-clockwise

**Porting combination**  
00 = standard

**Modification**

**Seal class**  
1 = S1 (for mineral oil)  
4 = S4 (for the resistant fluids)  
5 = S5 (for mineral oil and fire resistant fluids)

**Design letter**

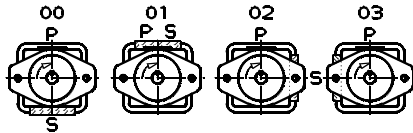
**Porting adaptor**

**Coupling**

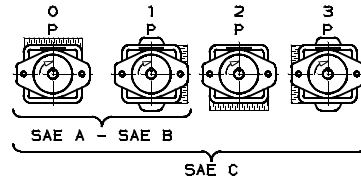
1 = SAE A                      4 = SAE C  
2 = SAE B                      5 = SAE J498b  
3 = SAE BB                     16/32 - 11 teeth

**Adaptor**

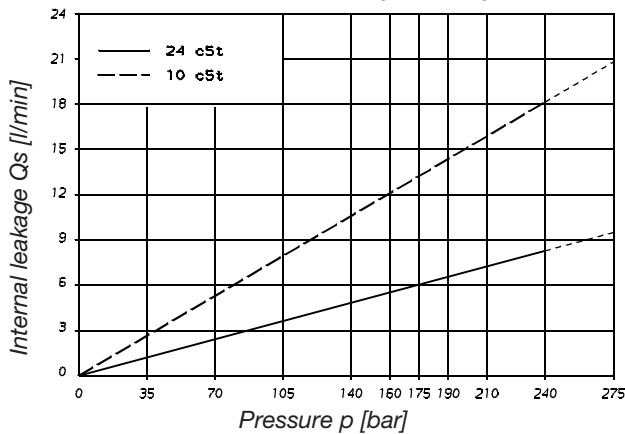
0 = None                      B = SAE B  
A = SAE A                     C = SAE C



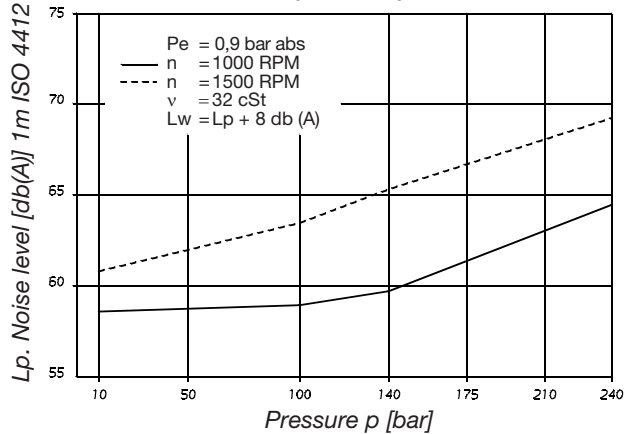
Porting adaptor



INTERNAL LEAKAGE (TYPICAL)

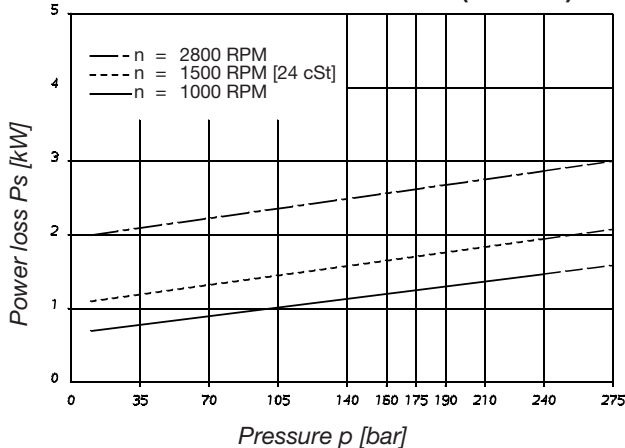


NOISE LEVEL (TYPICAL) - T6CR - 022

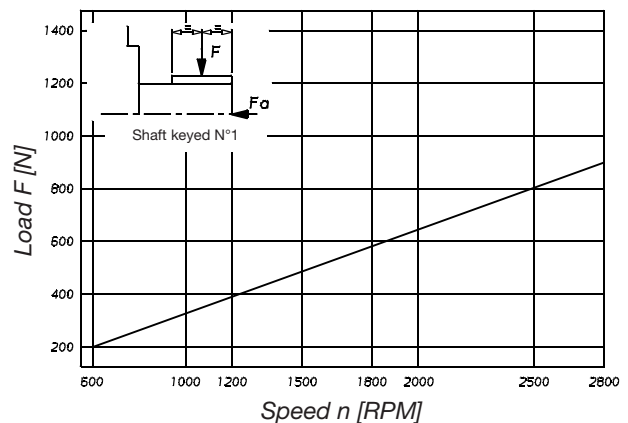


Do not operate the pump more than 5 seconds at any speed or viscosity if internal leakage is more than 50% of theoretical flow

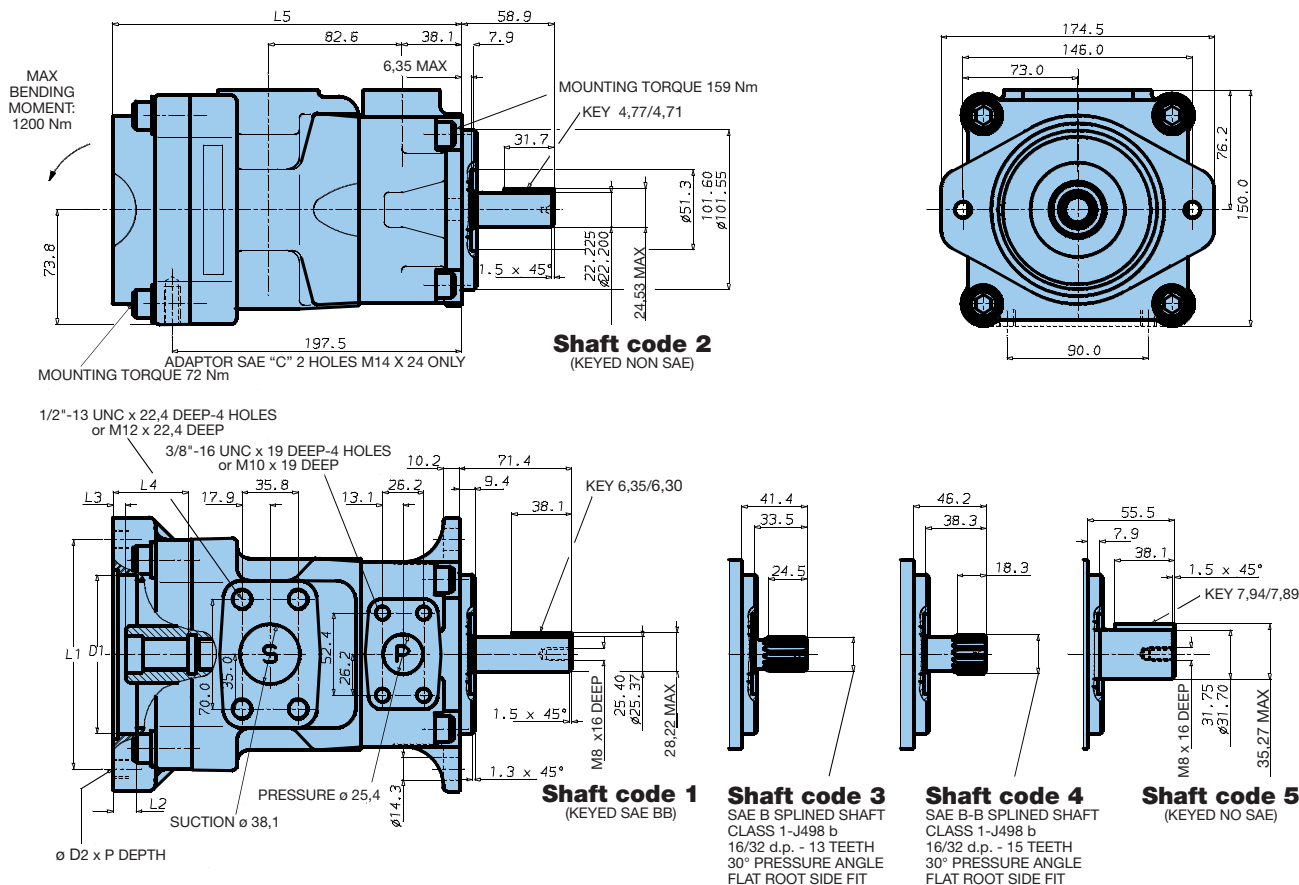
POWER LOSS HYDROMECHANICAL (TYPICAL)



PERMISSIBLE RADIAL LOAD



Maximum permissible axial load Fa = 800 N



Adaptor	D1	D2	P	L1	L2	L3	L4	L5
SAE A	82,65/82,60	M10	24	106,4	11,0	8,0	32,0	209,0
SAE B	101,70/101,65	M12	28	146,0	16,0	8,0	46,0	223,0
SAE C	127,10/127,05	M16	-	181,0	16,0	8,0	56,0	233,0

Weight 20,4 kg

Adaptor	SAE A			SAE B		SAE C
Coupling drive	SAE A	SAE 11 teeth	SAE B	SAE B	SAE BB	SAE C
Number of teeth	9	11	13	13	15	14
Pitch	16/32	16/32	16/32	16/32	16/32	12/24
Pressure angle	30°	30°	30°	30°	30°	30°
Major dia. (min)	15,875	19,05	22,225	22,225	25,400	31,750
Minor dia. (min)	12,700	16,017	19,134	19,134	22,268	27,589

Shaft torque limits [ml/rev x bar]			
Shaft	Vi x p max.	Coupling drive	Vi x p max.
1	21420	SAE A	11000
2	14300	SAE B	20600
3	20600	SAE BB	22050
4	32670	SAE C	22050
5	34180	SAE - 11 teeth	15850

**OPERATING CHARACTERISTICS - TYPICAL [24 cSt]**

Series	Volumetric Displacement Vi	Flow Q [l/min] & n = 1500 RPM			Input power P [kW] & n = 1500 RPM		
		p = 0 bar	p = 140 bar	p = 240 bar	p = 7 bar	p = 140 bar	p = 240 bar
003	10,8 ml/rev	16,2	11,2	7,7	1,3	5,3	8,4
005	17,2 ml/rev	25,8	20,8	17,3	1,4	7,5	12,2
006	21,3 ml/rev	31,9	26,9	23,4	1,5	8,9	14,7
008	26,4 ml/rev	39,6	34,6	31,1	1,6	10,7	17,7
010	34,1 ml/rev	51,1	46,1	42,6	1,7	13,4	22,3
012	37,1 ml/rev	55,6	50,6	47,1	1,7	14,4	24,1
014	46,0 ml/rev	69,0	64,0	60,5	1,9	17,6	29,5
017	58,3 ml/rev	87,4	82,4	78,9	2,1	21,9	36,9
020	63,8 ml/rev	95,7	90,7	87,2	2,2	23,8	40,2
022	70,3 ml/rev	105,4	100,4	96,9	2,3	26,1	44,1
025 <sup>1)</sup>	79,3 ml/rev	118,9	113,9	110,4	2,5	29,2	49,5
028 <sup>1)</sup>	88,8 ml/rev	133,2	128,2	125,8 <sup>2)</sup>	2,8	32,7	48,5 <sup>2)</sup>
031 <sup>1)</sup>	100,0 ml/rev	150,0	145,0	142,6 <sup>2)</sup>	2,8	36,5	54,4 <sup>2)</sup>

<sup>1)</sup> 025 - 028 - 031 = 2500 R.P.M. max.    <sup>2)</sup> 028 - 031 = 210 bar max. int.    Port connection can be furnished with metric threads.



# DTA

Damen Technical Agencies

# OVER 25 YEARS

we are doing our parts to keep you moving!

**DTA your ONE Stop Shop**

for Hydraulics, Pneumatics and Power Transmissions

**Damen Technical Agencies B.V.**

Prins Willemstraat 10 - 4791 JR Klundert - The Netherlands

+31 - 168 - 407 144

info@vanepump.eu - vanepump.eu - dta.eu



# DTA

Damen Technical Agencies