



# DTA

Damen Technical Agencies



## Industrial Hydraulic Pumps T67DB, T67DBW

Denison Vane Technology, fixed displacement

### Hydraulic Pumps

- Hydraulic Motors
- Hydraulic Valves
- Hydraulic Cylinders
- Hydraulic Filtration
- Hydraulic Accumulators



ENGINEERING YOUR SUCCESS.

## We are doing our parts to keep you moving!

DTA your 1 Stop Shop for Hydraulics, Pneumatics and Power Transmissions.

# DECLARATION OF CONFORMITY

DTA Hydraulics is a tradename of Damen Technical Agencies BV, supplying hydraulic parts to various industries since 1990. As a Certified Distributor Hydraulics by Parker Hannifin and Authorized Denison Vane Pump Assembler, we guarantee the use of original parts and components. As such we provide you with vane pumps of the same level of quality and warranty conditions as the factory does.

We highly recommend to **use genuine Denison Hydraulics spare parts only** in order to ensure smooth operation and longer service life. Spare parts that we have on stock include pump cartridge kits, shaft and bearing assemblies, seal kits and non-wearing parts of both the T6 and T7 series vane pumps.



**ALL VANE PUMPS SUPPLIED OR REPAIRED BY  
DTA HYDRAULICS HAVE BEEN ASSEMBLED ACCORDING  
TO THE LATEST FACTORY SPECIFICATIONS WITH  
BRAND NEW AND GENUINE DENISON HYDRAULICS PARTS**

We are able to provide you a large variety of options of the original Parker Denison single, double, and triple vane pumps. We can build any customized vane pump from our stock of genuine parts. You can now easily configure that vane pump yourself with the Denison Hydraulics Vane Pump Configurator.

[vanepump.eu/vanepumps](http://vanepump.eu/vanepumps)

Use advanced search to filter results based on configurable options and select any of the 25,000 vane pumps that are listed in our online catalogue. Most of the models are available from stock and ready for shipment to any place in the world instantly. We can supply **Any part, Anytime, Anywhere!**



**Model No.**

T67DB W - 045 - B10 - 1 R 00 - A 1 M1 -

Series - SAE C 2 bolts  
Mounting flange J744c

Use for severe duty shaft only

**Cam ring for "P1"**

(Delivery at 0 bar & 1500 RPM)

014 = 71,4 l/min	035 = 166,5 l/min
020 = 99,0 l/min	038 = 180,4 l/min
024 = 119,3 l/min	042 = 204,0 l/min
028 = 134,5 l/min	045 = 218,5 l/min
031 = 147,4 l/min	050 = 237,0 l/min

**Cam ring for "P2"**

(Delivery at 0 bar & 1500 RPM)

B02 = 8,7 l/min	B07 = 33,7 l/min
B03 = 14,7 l/min	B08 = 37,4 l/min
B04 = 19,2 l/min	B10 = 47,7 l/min
B05 = 23,8 l/min	B12 = 61,5 l/min
B06 = 29,7 l/min	B15 = 75,0 l/min

**Type of shaft**

- 1 = keyed (SAE CC)
- 2 = keyed (non SAE)
- 3 = splined (SAE C)
- 4 = splined (non SAE)

**Type of shaft - W severe duty**

- 5 = keyed (non SAE)

**Modifications**

**Mounting w/connection variables**

- 11 = 4 bolts SAE flanges (J518c) UNC thread
- M1 = 4 bolts SAE flanges (J518c) metric thread

**Seal class**

- 1 = S1 (for mineral oil)
- 4 = S4 (for fire resistant fluids)
- 5 = S5 (for mineral oil and fire resistant fluids)

**Design letter**

00 = standard

**Porting combination (see page 30)**

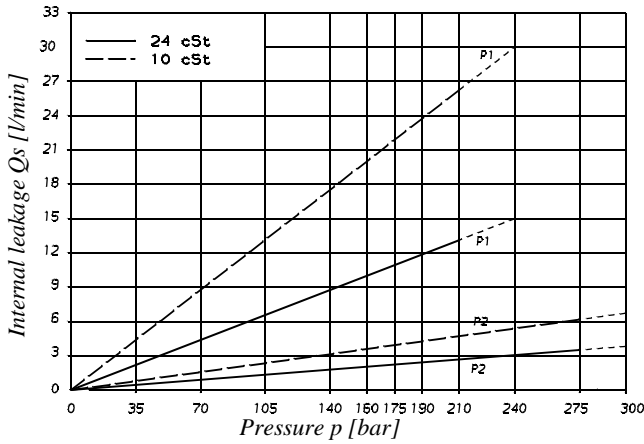
00 = standard

**Direction of rotation (view on shaft end)**

R = clockwise

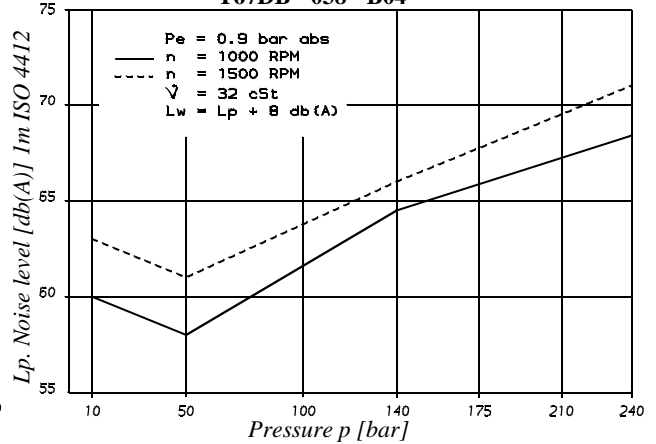
L = counter-clockwise

**INTERNAL LEAKAGE (TYPICAL)**



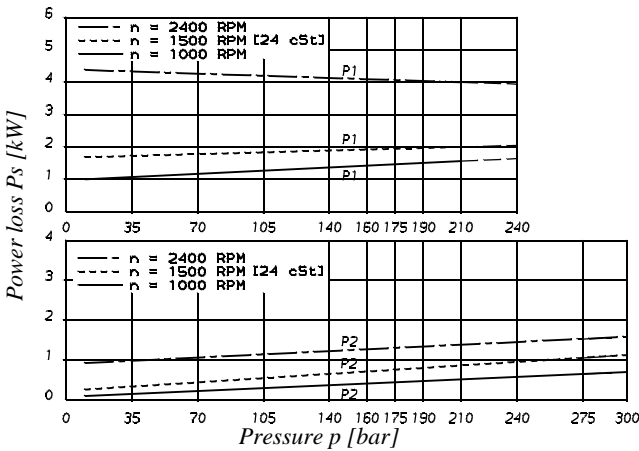
Do not operate pump more than 5 seconds at any speed or viscosity if internal leakage is higher than 50% of theoretical flow. Total leakage is the sum of each section loss at its operating conditions.

**NOISE LEVEL (TYPICAL)  
T67DB - 038 - B04**



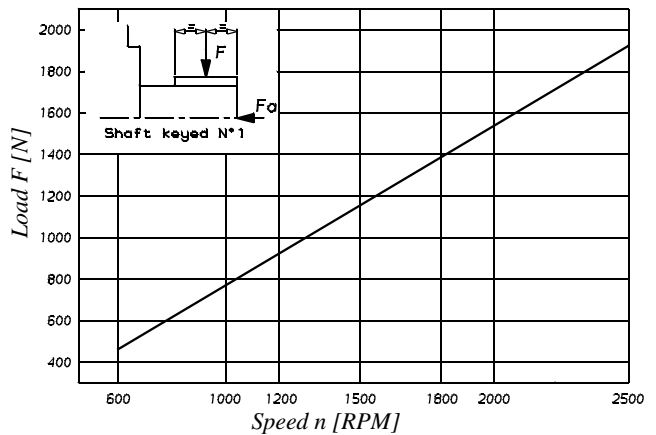
Double pump noise level is given with each section discharging at the pressure noted on the curve.

**POWER LOSS HYDROMECHANICAL (TYPICAL)**



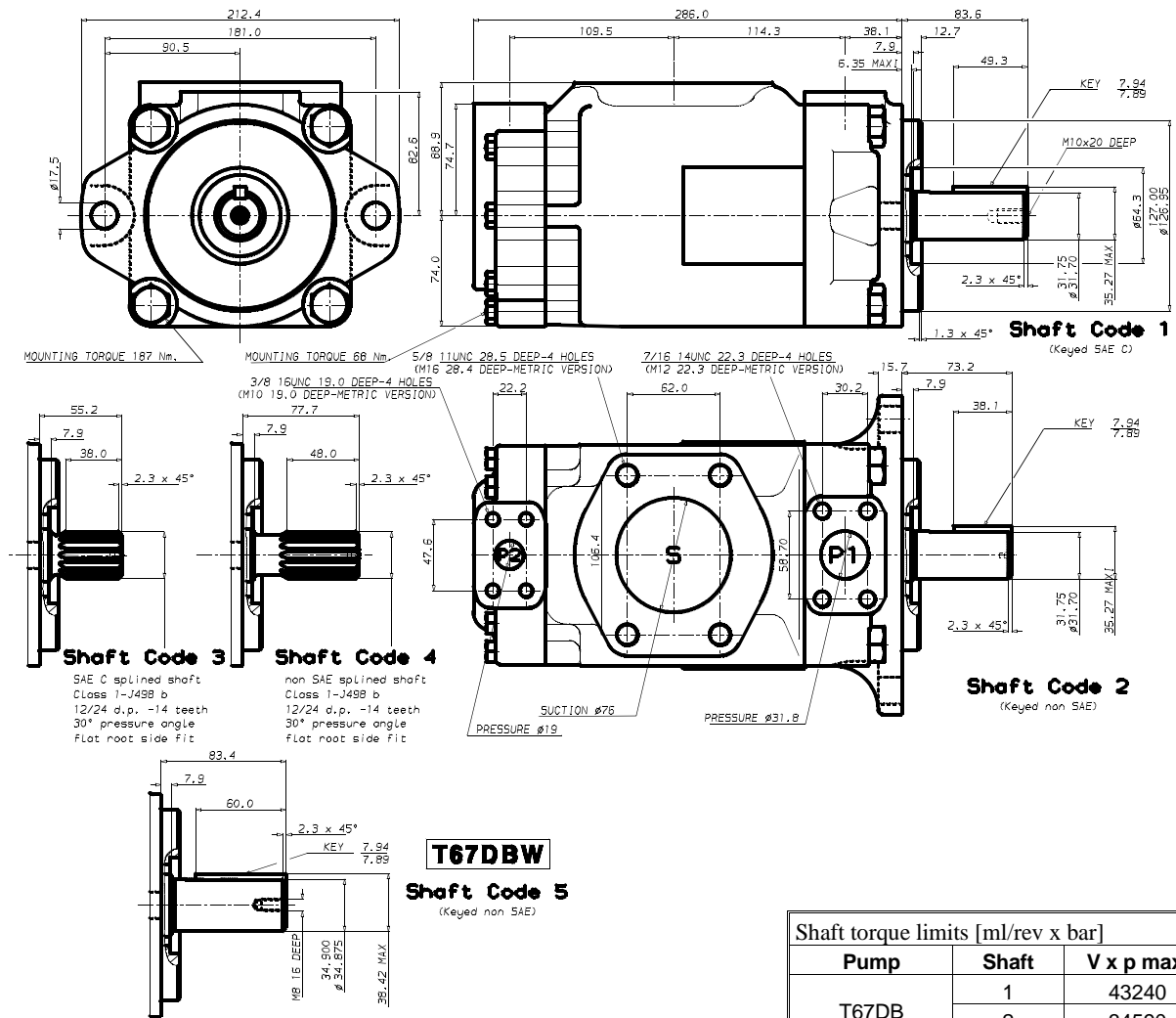
Total hydromechanical power loss is the sum of each section at its operating conditions.

**PERMISSIBLE RADIAL LOAD**



Maximum permissible axial load Fa = 1200 N

**DIMENSIONS & OPERATING CHARACTERISTICS - Weight : 36,6 kg - T67DB SERIES**



Shaft torque limits [ml/rev x bar]		
Pump	Shaft	V x p max.
T67DB	1	43240
	2	34590

**OPERATING CHARACTERISTICS - TYPICAL [24 Cst]**

Pressure port	Series	Volumetric displacem. Vi	Flow $q_v$ [l/min] & n = 1500 RPM			Input power P [kW] & n = 1500 RPM		
			p = 0 bar	p = 140 bar	p = 240 bar	p = 7 bar	p = 140 bar	p = 240 bar
P1	014	47,6 ml/rev	71,4	62,1	55,9	2,3	18,5	30,6
	020	66,0 ml/rev	99,0	89,7	83,5	2,8	24,9	41,7
	024	79,5 ml/rev	119,3	110,0	103,8	3,0	29,6	49,8
	028	89,7 ml/rev	134,5	125,2	119,0	3,2	33,2	55,9
	031	98,3 ml/rev	147,4	138,1	131,9	3,3	36,2	61,0
	035	111,0 ml/rev	166,5	157,2	151,0	3,5	40,7	68,7
	038	120,3 ml/rev	180,4	171,1	164,9	3,7	43,9	74,3
	042*	136,0 ml/rev	204,0	194,7	188,5	4,0	49,4	83,7
	045*	145,7 ml/rev	218,5	209,2	203,0	4,1	52,8	89,5
	050*	158,0 ml/rev	237,0	227,7	224,0**	4,4	57,0	85,0**
P2			p = 0 bar	p = 140 bar	p = 300 bar	p = 7 bar	p = 140 bar	p = 300 bar
	B02	5,8 ml/rev	8,7	7,0	5,1	0,5	2,6	5,1
	B03	9,8 ml/rev	14,7	13,0	11,1	0,6	4,0	8,1
	B04	12,8 ml/rev	19,2	17,5	15,6	0,6	5,0	10,4
	B05	15,9 ml/rev	23,9	22,2	20,2	0,7	6,1	12,7
	B06	19,8 ml/rev	29,7	28,0	26,1	0,7	7,5	15,6
	B07	22,5 ml/rev	33,7	32,0	30,2	0,8	8,5	17,6
	B08	24,9 ml/rev	37,4	35,7	33,7	0,8	9,3	19,5
	B10	31,8 ml/rev	47,7	46,0	44,1	0,9	11,7	24,6
	B12	41,0 ml/rev	61,5	59,8	57,9	1,1	14,9	31,5
	B15	50,0 ml/rev	75,0	73,3	71,6***	1,3	18,1	35,7***

\* 042 - 045 - 050 = 2200 RPM max.

\*\* 050 = 210 bar max. int.

\*\*\* B15 = 280 bar max. int.





# DTA

Damen Technical Agencies

# OVER 25 YEARS

we are doing our parts to keep you moving!

**DTA your ONE Stop Shop**

for Hydraulics, Pneumatics and Power Transmissions

**Damen Technical Agencies B.V.**

Prins Willemstraat 10 - 4791 JR Klundert - The Netherlands

+31 - 168 - 407 144

info@vanepump.eu - vanepump.eu - dta.eu



# DTA

Damen Technical Agencies