



DTA

Damen Technical Agencies



Mobile Hydraulic Pumps T6DM, T6DP

Denison Vane Technology, fixed displacement

Hydraulic Pumps

Hydraulic Motors

Hydraulic Valves

Hydraulic Cylinders

Hydraulic Filtration

Hydraulic Accumulators



ENGINEERING YOUR SUCCESS.

We are doing our parts to keep you moving!

DTA your 1 Stop Shop for Hydraulics, Pneumatics and Power Transmissions.

DECLARATION OF CONFORMITY

DTA Hydraulics is a tradename of Damen Technical Agencies BV, supplying hydraulic parts to various industries since 1990. As a Certified Distributor Hydraulics by Parker Hannifin and Authorized Denison Vane Pump Assembler, we guarantee the use of original parts and components. As such we provide you with vane pumps of the same level of quality and warranty conditions as the factory does.

We highly recommend to **use genuine Denison Hydraulics spare parts only** in order to ensure smooth operation and longer service life. Spare parts that we have on stock include pump cartridge kits, shaft and bearing assemblies, seal kits and non-wearing parts of both the T6 and T7 series vane pumps.



**ALL VANE PUMPS SUPPLIED OR REPAIRED BY
DTA HYDRAULICS HAVE BEEN ASSEMBLED ACCORDING
TO THE LATEST FACTORY SPECIFICATIONS WITH
BRAND NEW AND GENUINE DENISON HYDRAULICS PARTS**

We are able to provide you a large variety of options of the original Parker Denison single, double, and triple vane pumps. We can build any customized vane pump from our stock of genuine parts. You can now easily configure that vane pump yourself with the Denison Hydraulics Vane Pump Configurator.

vanepump.eu/vanepumps

Use advanced search to filter results based on configurable options and select any of the 25,000 vane pumps that are listed in our online catalogue. Most of the models are available from stock and ready for shipment to any place in the world instantly. We can supply **Any part, Anytime, Anywhere!**



Model No.

T6D* - B45 - 1 R 00 - C 1

Series M = Mobile 1 shaft seal
Series P = Mobile 2 shaft seals

Cam ring

(Delivery at 0 bar & 1500 r.p.m.)

- B14 = 71,4 l/min
- B17 = 87,3 l/min
- B20 = 99,0 l/min
- B24 = 119,3 l/min
- B28 = 134,5 l/min
- B31 = 147,4 l/min
- B35 = 166,5 l/min
- B38 = 180,4 l/min
- B42 = 204,0 l/min
- B45 = 218,5 l/min
- B50 = 237,0 l/min

Type of shaft

- M version**
- 1 = keyed (SAE C)
 - 2 = keyed (no SAE)
 - 3 = splined (SAE C)
 - 4 = splined (no SAE)
 - T = splined (SAE J718c)

Type of shaft

- P version**
- 3 = splined (no SAE)

Modification

Seal class

- 1 = S1 (for mineral oil)
- 4 = S4 (for the resistant fluids)
- 5 = S5 (for mineral oil and fire resistant fluids)

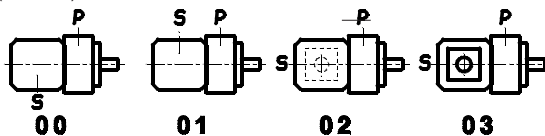
Design letter

Porting combination

00 = standard

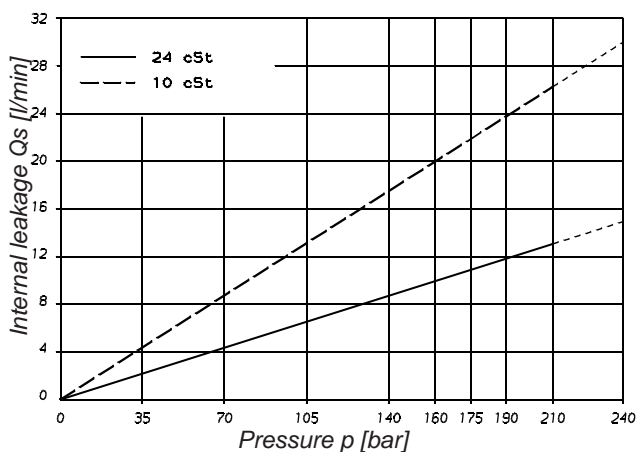
Direct. of rotation (view on shaft end)

- R = clockwise
- L = counter-clockwise

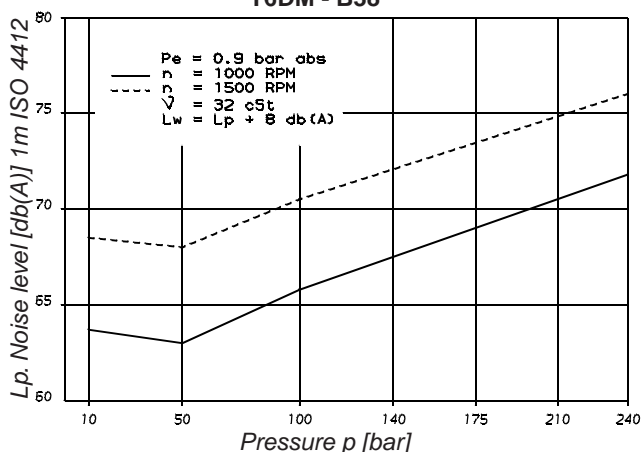


P = Pressure port
S = Suction port

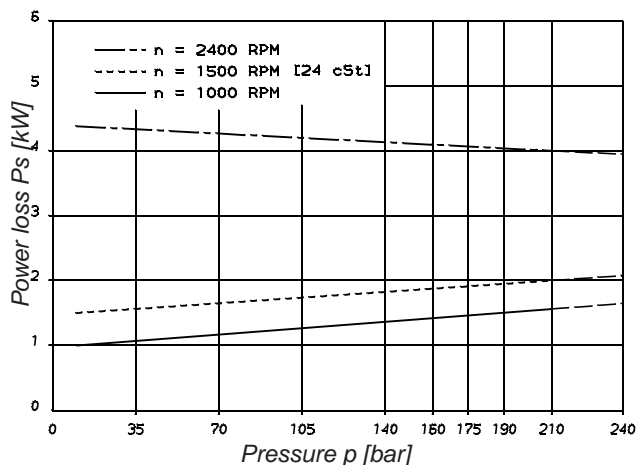
INTERNAL LEAKAGE (TYPICAL)



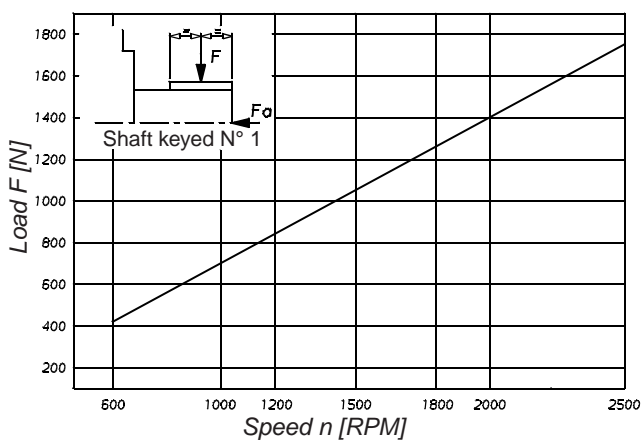
NOISE LEVEL (TYPICAL)
T6DM - B38



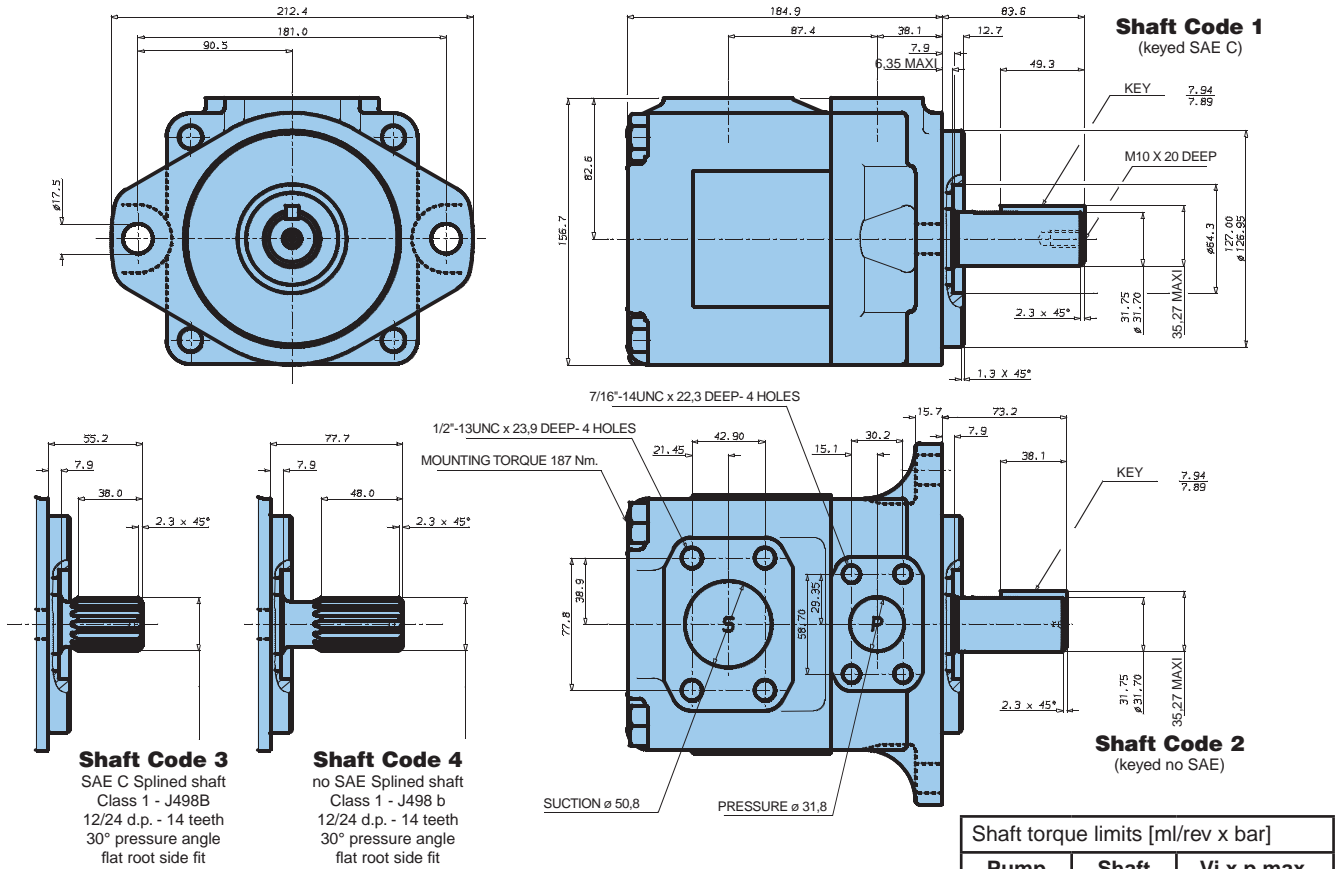
POWER LOSS HYDROMECHANICAL (TYPICAL)



PERMISSIBLE RADIAL LOAD



Maximum permissible axial load Fa = 1200 N



Additional T6DM shaft code T: see page 33
 Additional T6DP version shaft see page 33

Shaft torque limits [ml/rev x bar]		
Pump	Shaft	Vi x p max.
T6DM	1	43240
	2	34590
	3	61200
	4	61200

OPERATING CHARACTERISTICS - TYPICAL [24 cSt]

Series	Volumetric Displacement Vi	Speed n [R.P.M.]	Flow Q [l/min]			Input power P [kW]		
			p = 0 bar	p = 140 bar	p = 240 bar	p = 7 bar	p = 140 bar	p = 240 bar
B14	47.6 ml/rev	1000	47.6	38.3	32.1	1.5	12.5	20.7
		1500	71.4	62.1	55.9	2.3	18.5	30.6
B17	58.2 ml/rev	1000	58.2	48.9	42.7	1.6	14.9	24.9
		1500	87.3	78.0	71.8	2.5	22.2	37.0
B20	66.0 ml/rev	1000	66.0	56.7	50.5	1.7	16.8	28.0
		1500	99.0	89.7	83.5	2.8	24.9	41.7
B24	79.5 ml/rev	1000	79.5	70.2	64.0	1.9	19.9	33.4
		1500	119.3	110.0	103.8	3.0	29.6	49.8
B28	89.7 ml/rev	1000	89.7	80.4	74.2	2.0	22.3	37.5
		1500	134.5	125.2	119.0	3.2	33.2	55.9
B31	98.3 ml/rev	1000	98.3	89.0	82.8	2.1	24.3	40.9
		1500	147.4	138.1	131.9	3.3	36.2	61.0
B35	111.0 ml/rev	1000	111.0	101.7	95.5	2.3	27.3	46.0
		1500	166.5	157.2	151.0	3.5	40.7	68.7
B38	120.3 ml/rev	1000	120.3	111.0	104.8	2.4	29.4	49.8
		1500	180.4	171.1	164.9	3.7	43.9	74.3
B42 ¹⁾	136.0 ml/rev	1000	136.0	126.7	120.5	2.6	33.1	56.0
		1500	204.0	194.7	188.5	4.0	49.4	83.7
B45 ¹⁾	145.7 ml/rev	1000	145.7	136.4	130.2	2.7	35.3	59.9
		1500	218.5	209.2	203.0	4.1	52.8	89.5
B50 ¹⁾	158.0 ml/rev	1000	158.0	148.7	145.0 ²⁾	2.8	38.2	56.8 ²⁾
		1500	237.0	227.7	224.0 ²⁾	4.4	57.0	85.0 ²⁾

¹⁾ B42 - B45 - B50 = 2200 R.P.M. max.

²⁾ B50 = 210 bar max. int.

Port connection can be furnished with metric threads.



DTA

Damen Technical Agencies

ANY PART TIME WHERE

we are doing our parts to keep you moving!

Damen Technical Agencies B.V.

Prins Willemstraat 10 - 4791 JR Klundert - The Netherlands

+31 - 168 - 407 144

info@vanepump.eu - vanepump.eu - dta.eu



DTA

Damen Technical Agencies