



DTA

Damen Technical Agencies



Industrial Hydraulic Pumps T6DCCR

Denison Vane Technology, fixed displacement

Hydraulic Pumps

- Hydraulic Motors
- Hydraulic Valves
- Hydraulic Cylinders
- Hydraulic Filtration
- Hydraulic Accumulators



ENGINEERING YOUR SUCCESS.

We are doing our parts to keep you moving!

DTA your 1 Stop Shop for Hydraulics, Pneumatics and Power Transmissions.

DECLARATION OF CONFORMITY

DTA Hydraulics is a tradename of Damen Technical Agencies BV, supplying hydraulic parts to various industries since 1990. As a Certified Distributor Hydraulics by Parker Hannifin and Authorized Denison Vane Pump Assembler, we guarantee the use of original parts and components. As such we provide you with vane pumps of the same level of quality and warranty conditions as the factory does.

We highly recommend to **use genuine Denison Hydraulics spare parts only** in order to ensure smooth operation and longer service life. Spare parts that we have on stock include pump cartridge kits, shaft and bearing assemblies, seal kits and non-wearing parts of both the T6 and T7 series vane pumps.



**ALL VANE PUMPS SUPPLIED OR REPAIRED BY
DTA HYDRAULICS HAVE BEEN ASSEMBLED ACCORDING
TO THE LATEST FACTORY SPECIFICATIONS WITH
BRAND NEW AND GENUINE DENISON HYDRAULICS PARTS**

We are able to provide you a large variety of options of the original Parker Denison single, double, and triple vane pumps. We can build any customized vane pump from our stock of genuine parts. You can now easily configure that vane pump yourself with the Denison Hydraulics Vane Pump Configurator.

vanepump.eu/vanepumps

Use advanced search to filter results based on configurable options and select any of the 25,000 vane pumps that are listed in our online catalogue. Most of the models are available from stock and ready for shipment to any place in the world instantly. We can supply **Any part, Anytime, Anywhere!**



Model No. **T6DCCR - 038 - 028 - 008 - 2 R 00 - A 1 - 00 ..**

Series

Rear cap end for mounting
SAE A auxiliary pump

Cam ring for "P1"

(Delivery at 0 bar & 1500 r.p.m.)

014 = 71,4 l/min	035 = 166,5 l/min
017 = 87,3 l/min	038 = 180,4 l/min
020 = 99,0 l/min	042 = 204,0 l/min
024 = 119,3 l/min	045 = 218,5 l/min
028 = 134,5 l/min	050 = 237,0 l/min
031 = 147,4 l/min	

Cam ring for "P2" & "P3"

(Delivery at 0 bar & 1500 r.p.m.)

003 = 16,2 l/min	017 = 87,4 l/min
005 = 25,8 l/min	020 = 95,7 l/min
006 = 31,9 l/min	022 = 105,4 l/min
008 = 39,6 l/min	025 = 118,9 l/min
010 = 51,1 l/min	028 = 133,2 l/min
012 = 55,6 l/min	031 = 150,0 l/min
014 = 69,0 l/min	

Modification

Mounting W/connection variables
4 bolts SAE flange (J518c)

Type	UNC		Metric	
P3	1"	3/4"	1"	3/4"
Code	00	01	M0	M1

Seal class

1 = S1 (for mineral oil)
4 = S4 (for the resistant fluids)
5 = S5 (for mineral oil and fire resistant fluids)

Design letter

Porting combination (see pages 22 - 23)

00 = standard

Direct. of rotation (view on shaft end)

R = clockwise
L = counter-clockwise

Type of shaft

2 = keyed (SAE CC)
3 = splined (SAE D & E)

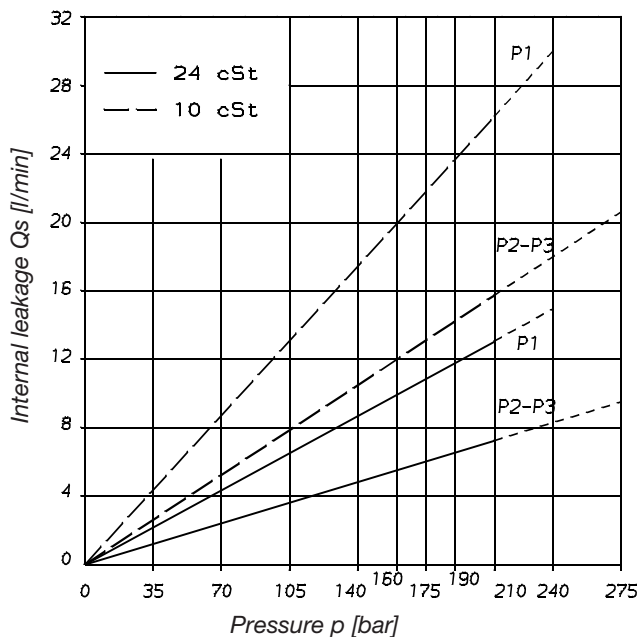
OPERATING CHARACTERISTICS - TYPICAL [24 cSt]

Pressure Port	Series	Volumetric Displacement Vi	Flow Q [l/min] & n = 1500 RPM			Input power P [kW] & n = 1500 RPM		
			p = 0 bar	p = 140 bar	p = 240 bar	p = 7 bar	p = 140 bar	p = 240 bar
P1	014	47,6 ml/rev	71,4	62,1	55,9	2,3	18,5	30,6
	017	58,2 ml/rev	87,3	78,0	71,8	2,5	22,2	37,0
	020	66,0 ml/rev	99,0	89,7	83,5	2,8	24,9	41,7
	024	79,5 ml/rev	119,3	110,0	103,8	3,0	29,6	49,8
	028	89,7 ml/rev	134,5	125,2	119,0	3,2	33,2	55,9
	031	98,3 ml/rev	147,4	138,1	131,9	3,3	36,2	61,0
	035	111,0 ml/rev	166,5	157,2	151,0	3,5	40,7	68,7
	038	120,3 ml/rev	180,4	171,1	164,9	3,7	43,9	74,3
	042 ²⁾	136,0 ml/rev	204,0	194,7	188,5	4,0	49,4	83,9
	045 ²⁾	145,7 ml/rev	218,5	209,2	203,0	4,1	52,8	89,5
050 ²⁾	158,0 ml/rev	237,0	227,7	224,0 ¹⁾	4,4	57,0	85,0 ¹⁾	
P2 & P3	003	10,8 ml/rev	16,2	11,2	7,7	1,3	5,3	8,4
	005	17,2 ml/rev	25,8	20,8	17,3	1,4	7,5	12,2
	006	21,3 ml/rev	31,9	26,9	23,4	1,5	8,9	14,7
	008	26,4 ml/rev	39,6	34,6	31,1	1,6	10,7	17,7
	010	34,1 ml/rev	51,1	46,1	42,6	1,7	13,4	22,3
	012	37,1 ml/rev	55,6	50,6	47,1	1,7	14,4	24,1
	014	46,0 ml/rev	69,0	64,0	60,5	1,9	17,6	29,5
	017	58,3 ml/rev	87,4	82,4	78,9	2,1	21,9	36,9
	020	63,8 ml/rev	95,7	90,7	87,2	2,2	23,8	40,2
	022	70,3 ml/rev	105,4	100,4	96,9	2,3	26,1	44,1
025	79,3 ml/rev	118,9	113,9	110,4	2,5	29,2	49,5	
028	88,8 ml/rev	133,2	128,2	125,8 ¹⁾	2,8	32,7	48,5 ¹⁾	
031	100,0 ml/rev	150,0	145,0	142,6 ¹⁾	2,8	36,5	54,4 ¹⁾	

¹⁾ 028 - 031 - 050 = 210 bar max. int.

²⁾ 042 - 045 - 050 = 2200 R.P.M max.

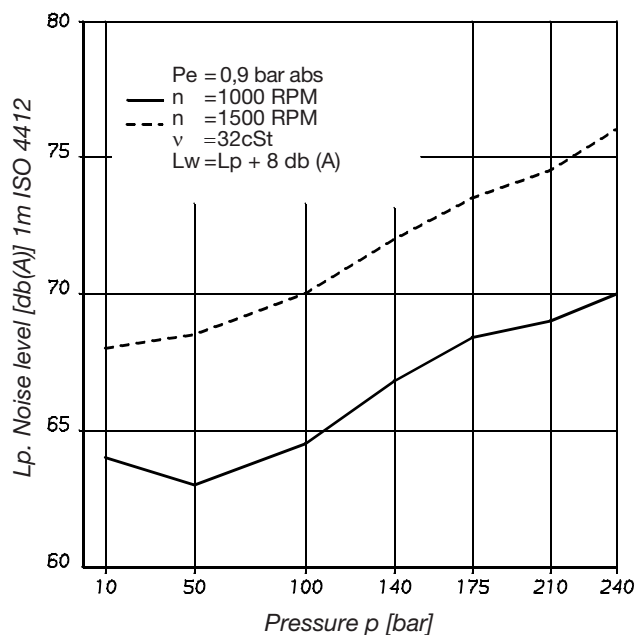
INTERNAL LEAKAGE (TYPICAL)



Total leakage is the sum of each section loss at its operating conditions.

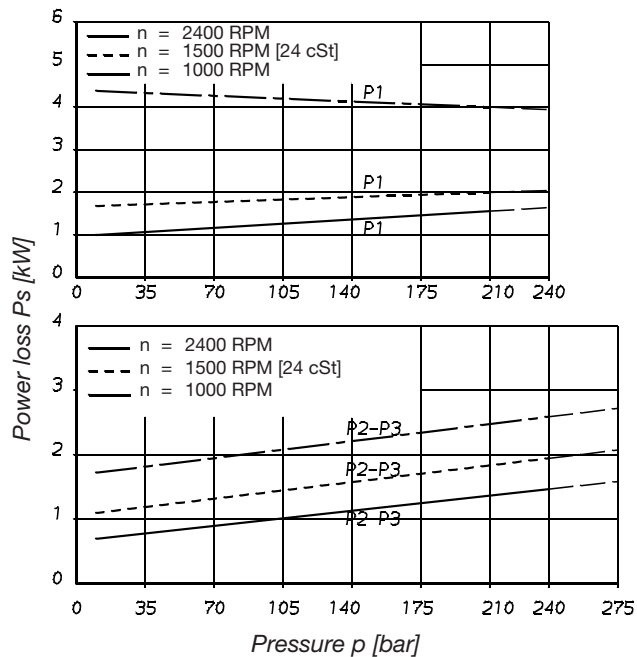
Do not operate the pump more than 5 seconds at any speed or viscosity if internal leakage is more than 50% of theoretical flow

NOISE LEVEL (TYPICAL)
 T6DCCR - 038 - 022 - 022



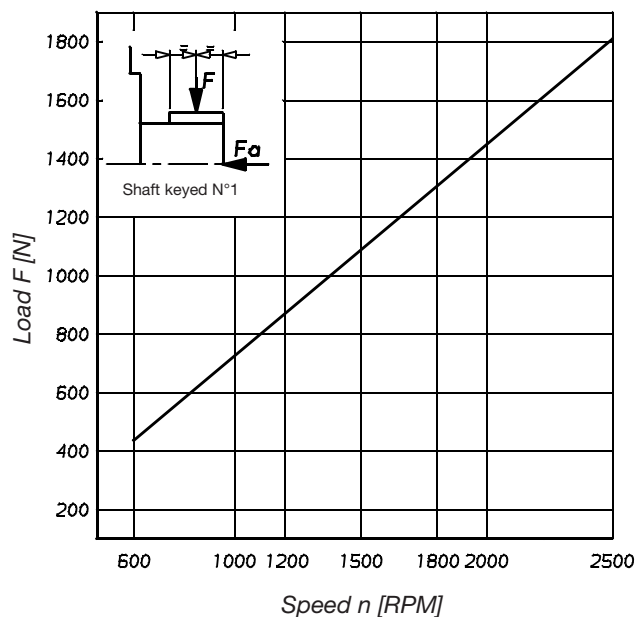
Triple pump noise level is given with each section discharging at the pressure noted on the curve.

HYDROMECHANICAL POWER LOSS (TYPICAL)



Total hydrodynamic power loss is the sum of each section at its operating conditions.

PERMISSIBLE RADIAL LOAD



Maximum permissible axial load $F_a = 1200\text{ N}$



DTA

Damen Technical Agencies

OVER 25 YEARS

we are doing our parts to keep you moving!

DTA your ONE Stop Shop

for Hydraulics, Pneumatics and Power Transmissions

Damen Technical Agencies B.V.

Prins Willemstraat 10 - 4791 JR Klundert - The Netherlands

+31 - 168 - 407 144

info@vanepump.eu - vanepump.eu - dta.eu



DTA

Damen Technical Agencies